



**Protect Your Brain!**

**Wear a bike helmet**



**Be sure  
it fits!**



**Protect Your Brain!**

**Wear a bike helmet**



**Be sure  
it fits!**



**Protect Your Brain!**

**Wear a bike helmet**



**Be sure  
it fits!**



**Protect Your Brain!**

**Wear a bike helmet**



**Be sure  
it fits!**



**Protect Your Brain!**

**Wear a bike helmet**

**Be sure  
it fits!**



*Column 1*

*Copy the front only on stiff paper or card stock, then cut into five bookmarks per page*

*Pastel card stock works best if you have it.*

*Column 2*

*You can add something here on the back if you want.*

*On our CD, find the file bookmark bothsides.doc*

*Or download it from our Web site:  
[www.helmets.org/bookmark.doc](http://www.helmets.org/bookmark.doc)*

*Column 3*

*Then replace this text with your own.*

*Column 4*

*Just put the same text in each of these five columns.*

*Column 5*

*There is no reason to copy this back side unless you want to add your own text.*